



KUARI PASS

WINTER TREK





ITENERY


DAY1- PICKUP FROM DEHRADUN TO TUGASI VILLAGE

DAY2-TUGASI VILLAGE TO TALI (BASE CAMP)

DAY3- BASE CAMP TO KUARI PASS TOP HEIGHT GAIN
THEN BACK TO BASE CAMP

DAY4-BASE CAMP TO TUGASI THEN DRIVE TO
JOSHIMATH

DAY5- DRIVE BACK TO DEHRADUN FROM JOSHIMATH





INCLUSION

:FOOD AND STAY IN TREK


:HOTEL AND FOOD IN TUGASI & JOSHIMATH

:TREK PERMITS

:CAMPING GEARS AND RENTAL GEARS

:GUIDE AND KITCHEN STAFF

:PICK & DROP FROM DEHRADUN





EXCLUSION



:PERSONAL POTTER

:ADVENTURE INSURANCE

:PERSONAL WINTER CLOTHING


:PERSONAL MOUNTAIN GEARS

:FOOD BETWEEN TRAVEL






12,000/- PER PERSON



INFO@SATO-PATH.COM



7060735423, 6354027136



SATOPATH_EXPEDITIONS

